

SMSU Finance Program Data

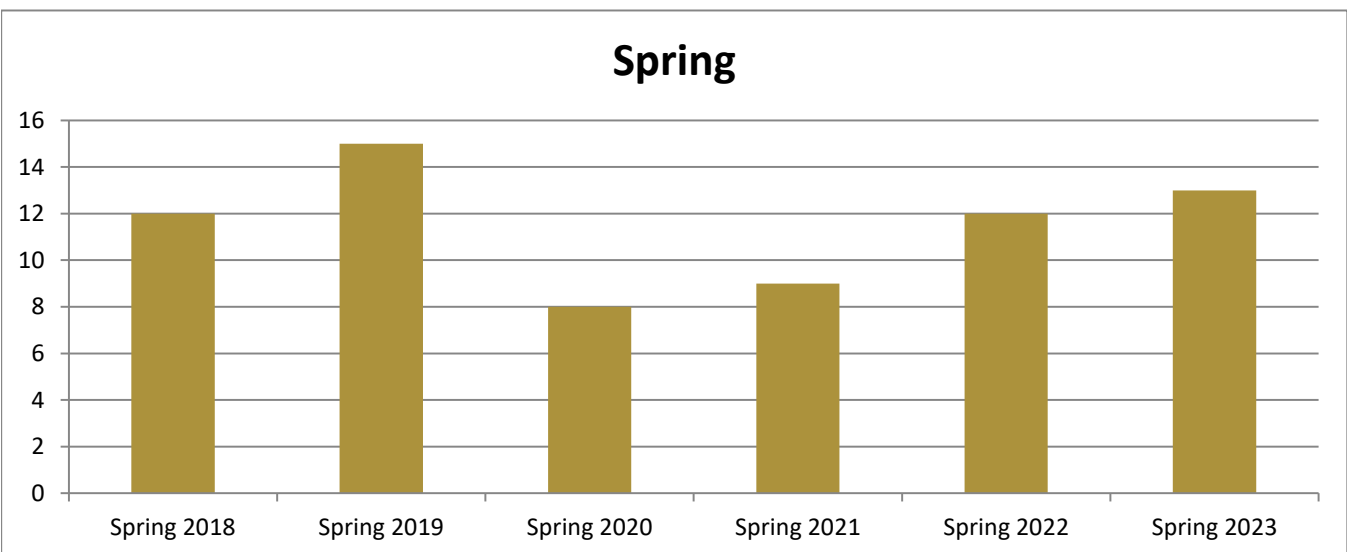
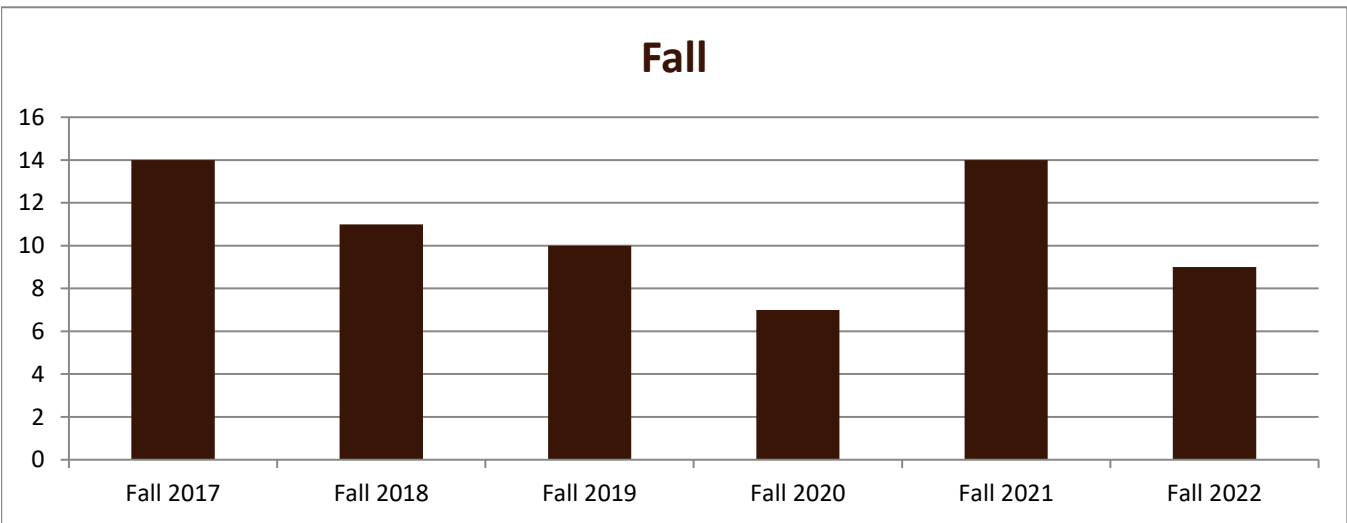
Enrolled Minors

Academic Years 2017-18 to 2022-23

Using Fall Semester Data (Fall 2017 to Fall 2022) for Term Specific measures



Enrolled by AY & Term		2018	2019	2020	2021	2022	2023
Fall		14	11	10	7	14	9
Spring		12	15	8	9	12	13
Summer		3	5	4		3	4
Grand Total		29	31	22	16	29	26



SMSU Finance Program Data

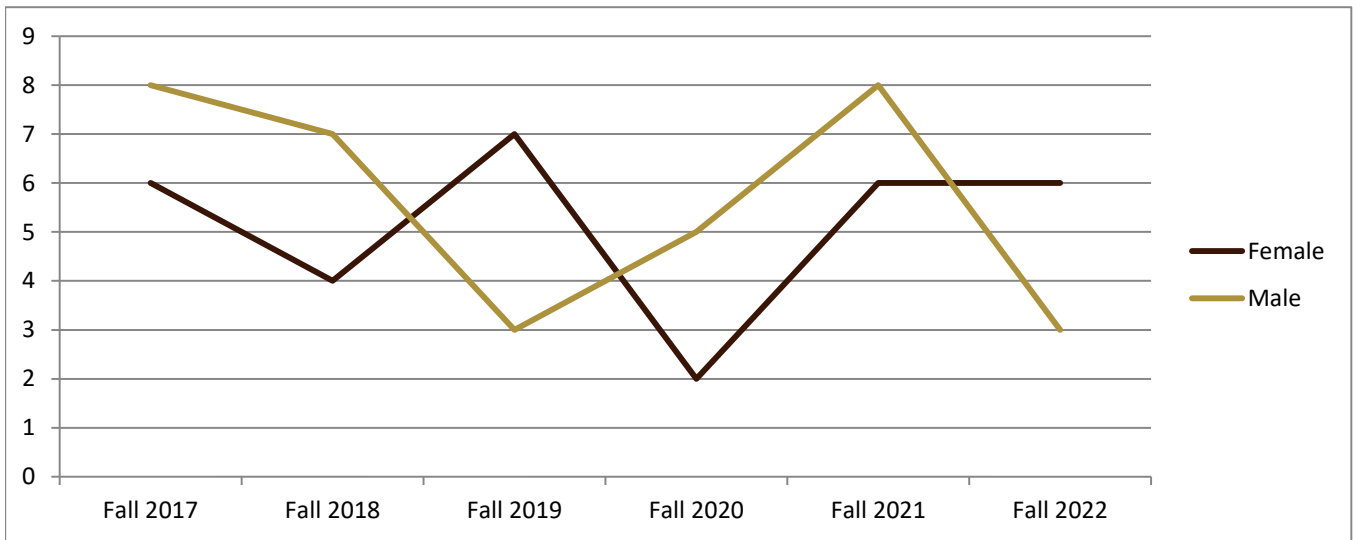
Enrolled Minors

Academic Years 2017-18 to 2022-23

Using Fall Semester Data (Fall 2017 to Fall 2022) for Term Specific measures



By Gender	Fall 2017	Fall 2018	Fall 2019	Fall 2020	Fall 2021	Fall 2022
Female	6	4	7	2	6	6
Male	8	7	3	5	8	3
Grand Total	14	11	10	7	14	9



SMSU Finance Program Data

Enrolled Minors

Academic Years 2017-18 to 2022-23

Using Fall Semester Data (Fall 2017 to Fall 2022) for Term Specific measures



By Class Level	Fall 2017	Fall 2018	Fall 2019	Fall 2020	Fall 2021	Fall 2022
1 - Freshmen	2			1	4	1
2 - Sophomore	2	1				2
3 - Junior	3	4	4		4	2
4 - Senior	7	6	6	6	6	4
Grand Total	14	11	10	7	14	9

